

# Outdoor *Play Systems*

## A Place for Outdoor Fun!



**BUY  
WITH  
CONFIDENCE**



34'

27'

This is an example of how you can design your set with our components. Playhouses can be connected via catwalk as shown or with a five foot long arched bridge.

**OUR  
LANCASTER COUNTY  
PENNSYLVANIA  
• CRAFTSMEN •**

Combine outdoor lumber with modern components and craftsmanship to make your set a child's delight! This catalog shows our most popular and standard designs.



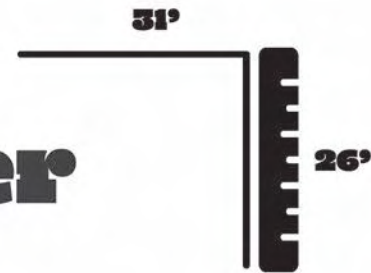
**Back View**

# Outdoor *Play Systems*

Family Owned and Operated  
Building Quality Play Sets Since 1983!



# Country Cabin & Climbing Tower



This set was designed by a Customer: We challenge you to design your set with our components!

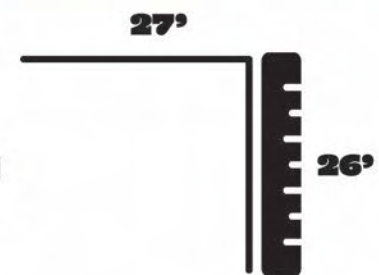






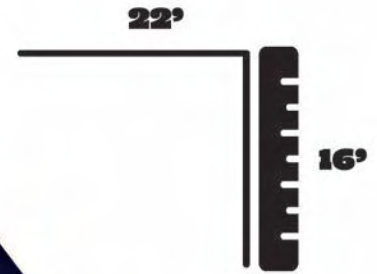
This set was designed by a Customer

# Climbing Tower & Contemporary



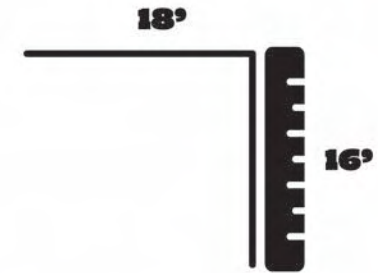


# Climbing Tower

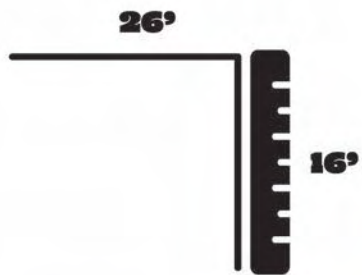


**Climbing Tower** shown with 2 Swings, Tire Swing, Plastic Glider and 5' Spiral Slide.





**Climbing Tower** shown with AFR 1 Swing Set, Slide, 6' Mountain Climb, Tire Swing and Cargo Net.

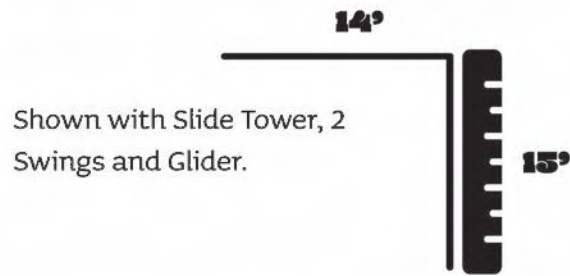


**Climbing Tower** shown with AFR 1 Swing Set and Climber Set.





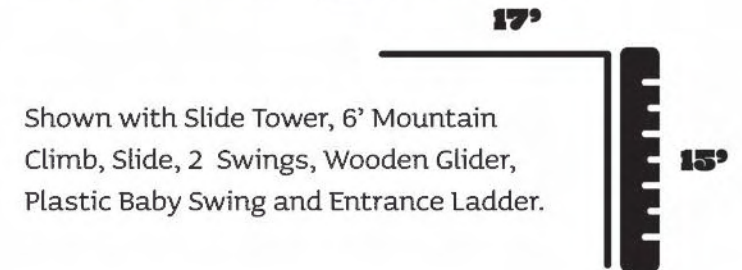
# AFR 2 Swing Set



Shown with Slide Tower, 2 Swings and Glider.



# AFR 3 Swing Set



Shown with Slide Tower, 6' Mountain Climb, Slide, 2 Swings, Wooden Glider, Plastic Baby Swing and Entrance Ladder.



# Country Chateau

28'

23'



## Back View

Turbo Slide can be interchanged with a 7' Spiral Slide.



**Country Chateau** shown with Turbo Slide, AFR 3 Swing Set, Climber Set, Fire Pole, Scoop Slide and Gang Plank.



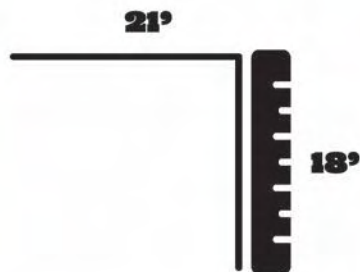
# Country Cabin



25'

14'

**Country Cabin** shown with a 6'x7' Playhouse with working windows, AFR 3 Swing Set, 5' Open Spiral Slide, Ladder and 6' Mountain Climb.

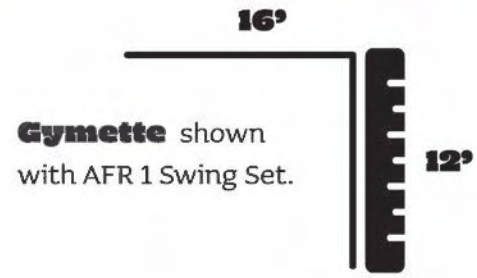


**Country Cabin** shown with a 6'x7' Playhouse with working windows, AFR 3 Swing Set, Scoop Slide, Ladder and 6' Mountain Climb.





**Wood Roof Panels**  
can replace any tower with a  
tarp top.



**Gymette** shown  
with AFR 1 Swing Set.

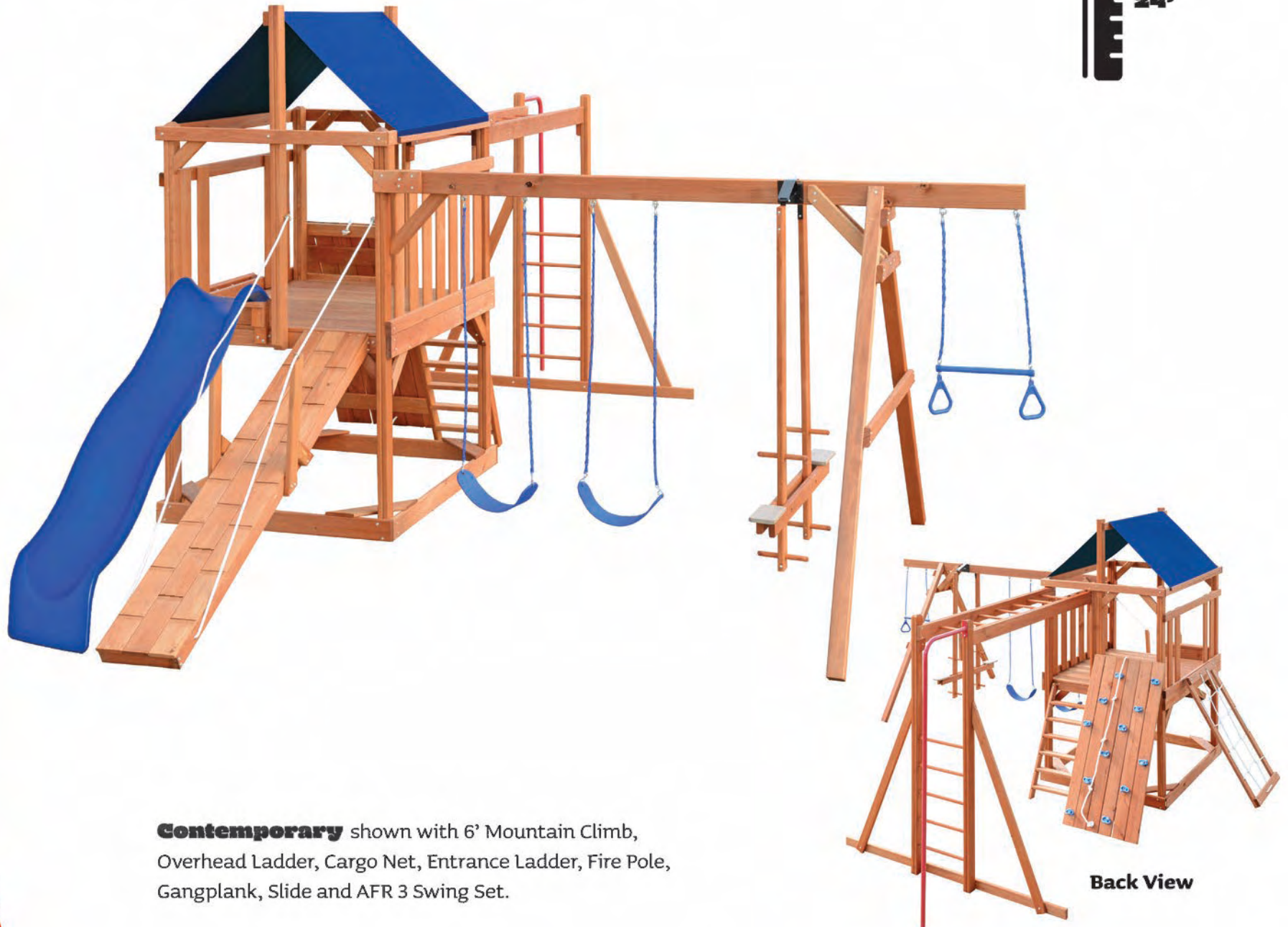
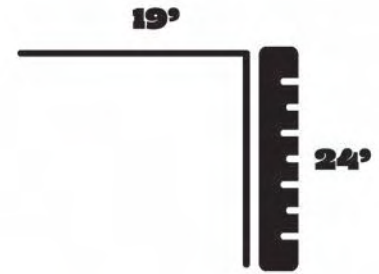


Want more options?  
Add a 6' **Mountain  
Climb**

# Optional Components



# Contemporary



**Contemporary** shown with 6' Mountain Climb, Overhead Ladder, Cargo Net, Entrance Ladder, Fire Pole, Gangplank, Slide and AFR 3 Swing Set.

**Back View**



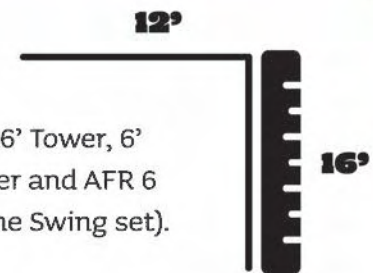
**Small Back Yard?** This is a compact set with a 5' x 6' deck!



**Want More Activity?**

Add two end ladders with an overhead ladder to the end of any A-Frame Swing Set!

**Contemporary** shown with a 5'x6' Tower, 6' Mountain Climb, Slide, Entrance Ladder and AFR 6 Swing Set (or choose your own A-Frame Swing set).





# Cabinette

16'

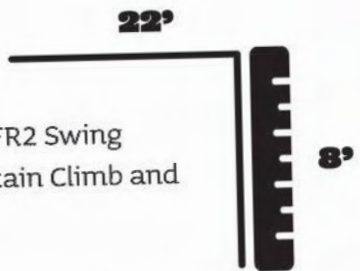
Shown with AFR 2 Swing Set, Slide, Ladder and 2 Working Windows.

16'



**Want More Activity?**  
Add a 6' Mountain Climber





**Cabinette** shown with AFR2 Swing Set, 5' Spiral Slide, 6' Mountain Climb and Entrance Ladder.



**Back View**



# Options

**Customize your Play System!** Design your own custom set with our components. A-Frame swings interchange with all play systems.



Plastic  
Baby Seat Swing

Available in

blue green



Sling Swing

Available in

blue green



Trapeze

Available in

blue green



Buoy Ball

Available in

blue green



Tire Swing

Available in

black



Wooden Glider



Plastic Glider

Available in

blue green



Steering Wheel

Available in

blue green



Telescope

Available in

green



Available in

green

Sandbox Cover

Sizes Available: 4x4, 4x6, 5x6, 6x7, 6x8



Bridge Connector

## Catwalk Connectors

Join one play tower to another. See cover photo for example.



Working Windows  
with Shutters

Available in

blue green

**Tarps** are available in blue or green.





Spiral Slide: 5' and 7'

Available in



Turbo Slide

Available in



Scoop Slide

Available in



Fire Pole



Entrance Ladder



Hand Grip

Available in



Entrance Ladder Hand Rails

Available in



Gangplank



4' Mountain Climb

Available in



6' Mountain Climb

Available in



Cargo Net



# Ten Reasons

## to Buy an Outdoor Play System:

Why spend hundreds or thousands of dollars more for something your child will use for 15 years?

Our sets are very modular. Design your own outdoor play system using our components.

Built to outlast the play years of your child.

We use all wood framing which, unlike vinyl, is a renewable resource.

No vinyl sleeves that can be cracked when cold.

Wooden decks and railings mean no static from vinyl to shock your child.

More activities for a lot less money.

Damaged parts are easily replaced. Contact Outdoor Play Systems or go to your local lumber yard.

Availability is two to three weeks from our plant (availability may vary depending on distributor's location).

We use Wolmanized® Wood products.



Wood Treated Right™

**Your Outdoor Play System will be built using Wolmanized® Residential Outdoor® Wood that has earned the Good Housekeeping Seal.**

The Wolmanized® brand has long been the leading name in the wood protection industry. It's been the most widely known name, and the most heavily promoted. Now it has a powerful new recognition that distinguishes it from the alternatives:

It has earned the Good Housekeeping Seal. Our pieces are constructed from premium grade, southern yellow pine that is pressure treated for residential outdoor wood that leaves wood with a natural appearance.

Outdoor wood can be painted or stained and is more economical than durable grades of redwood and cedar or plastic composites. And it's made from a renewable resource that's treated to last for decades, reducing demands on forests. Wolmanized outdoor wood is environmentally responsible, uses common species of rapidly replenished trees, preserved in a nonpolluting, energy-efficient process that reduces demand on forest resources.

*Used and recommended by Dean Johnson, host of the popular TV series, Hometime.*



Outdoor Play Systems reserves the right to make minor product modifications to improve safety and or the value of all Outdoor Play Systems.

### **Maintenance:**

Outdoor Play Systems recommends that all wood parts be given an application of water sealant to protect its smooth finish and natural beauty.

### **Customer's Responsibility:**

Site must be prepared and accessible. For playhouses, we need clearance as wide as your playhouse plus six inches unless special arrangements have been made.

We are not equipped to remove trees, shrubs and some types of fences. There will be an additional charge for having to return because of inaccessibility.

*Thank you!*

Your Sales Representative is:



**Call today for information or to place your order.**